

Kindergarten

Homework Planner for the week of 3/31 to 4/4 Due Friday 4/4

*Packets will go home each Friday and will be due back by the following Friday. Please see the back for your child's special schedule and list of sight words introduced so far.

Monday 3/31 – Day 2

- ◇ Read or be read to for 10 minutes
- ◇ Practice High Frequency Words

Tuesday 4/1 – Day 3

- ◇ Read or be read to for 10 minutes
- ◇ Practice High Frequency Words

Wednesday 4/2 – Day 4

- ◇ Read or be read to for 10 minutes
- ◇ Practice High Frequency Words

Thursday 4/3 – Day 5

- ◇ Read or be read to for 10 minutes
- ◇ Practice High Frequency Words

Friday 4/4 – Day 6

- ◇ Read or be read to for 10 minutes
- ◇ Practice High Frequency Words



Written Homework

- ◇ Foundations: *Spelling Practice*
- ◇ Math Practice (2 pages): Decomposing 8 and 9

Please put your name on all worksheets to be handed in.

Do Not hand this planner in. Please keep it at home for your reference.

am his

Reminders:

- Payment for Chaperones going on the field trip to Norwalk is due on or before April 9th

Specials Schedule

Kirsch

Day 1 & 4 Gym
 Day 2 & 5 Art
 Day 3 & 6 Music
 Day 5 Library

Leveque

Day 1 & 4 Art
 Day 2 & 5 Music
 Day 3 & 6 Gym
 Day 2 Library

Wilson

Day 1 & 4 Music
 Day 2 & 5 Gym
 Day 3 & 6 Art
 Day 3 Library

Library books are do back in school on or before your child's library day. Students will not get a new book if the old book has not been returned.

Don't forget your sneakers on Gym day!

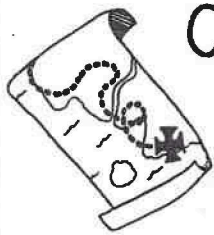
High Frequency Words

Unit 1	Unit 2	Unit 3	Unit 4	Unit 5
* a	*see	*be	*am	are
*me	*look	*can	*as	by
*the	*here	*do	day	come
* I	*is	*he	for	from
*like	*this	*she	*has	go
*my	*an	*to	*his	have
	*and	*was	how	her
		*we	or	no
			play	of
			say	one
			*you	so
				they
				too

***indicates the word has been introduced in class and students should be practicing the word at home**

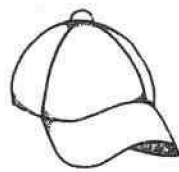
Name: _____

Directions: Finish the first word. Then change one letter to make the second word.



Change...

___ ap →




to...




Change...

___ ot →



to...




Change...

___ en →




to...




Change...

___ og →




to...



Change...

___ ig →

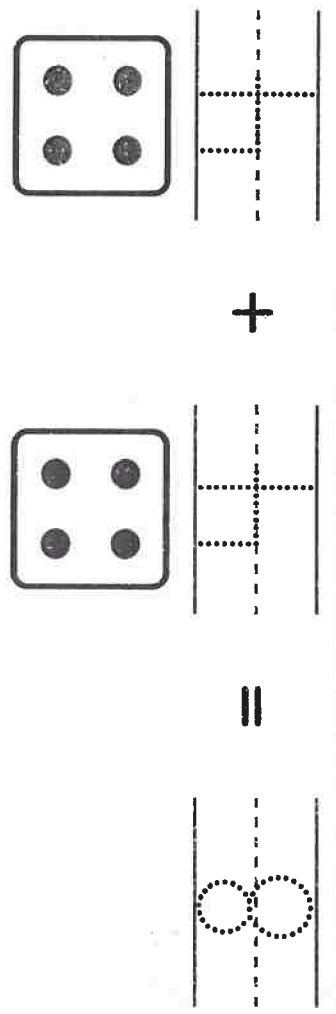


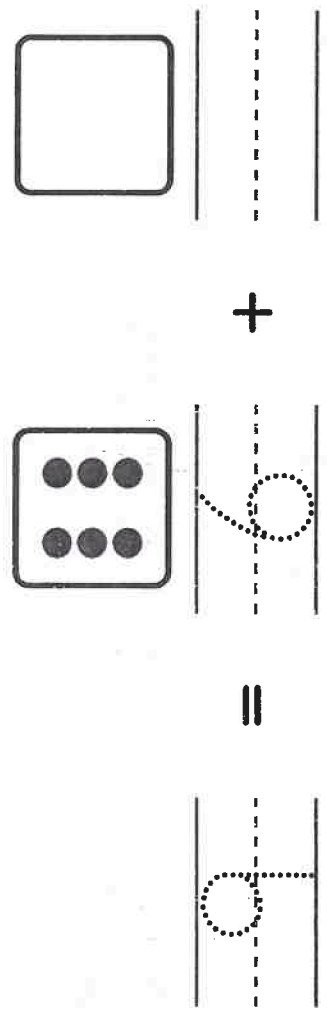
to...

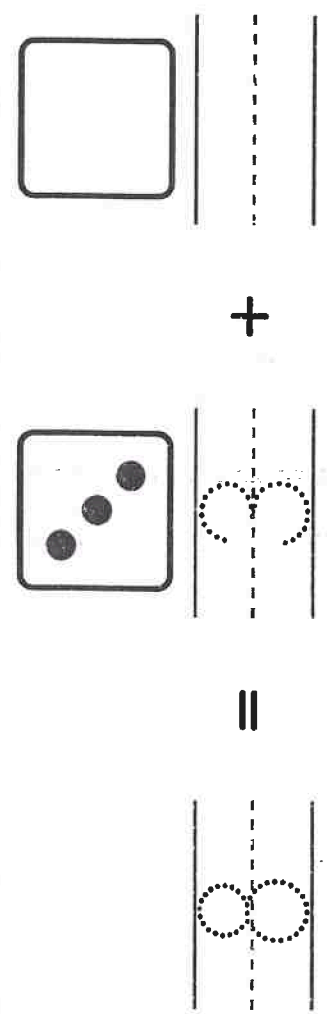
NAME: _____

Decomposing 8 and 9

Example







Tell children to trace the numbers and draw dots in the blank cube face to show the number partner for 8 or 9. Then have them write the number partner.

NAME: _____

Decomposing 8 and 9

	$=$		$+$		$=$	
	$=$		$+$		$=$	
	$=$		$+$		$=$	

Tell children to trace the numbers and draw dots in the blank cube faces to show the number partners for 8 or 9. Then have them write the number partners.

